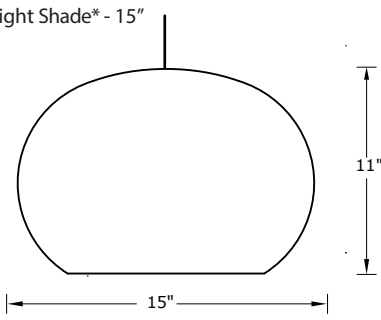
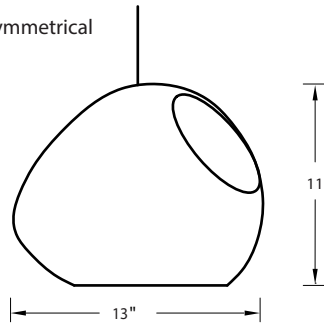


lighttexture shades - Scale 1:10

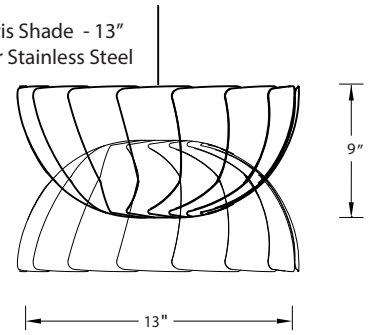
Claylight Shade* - 15"



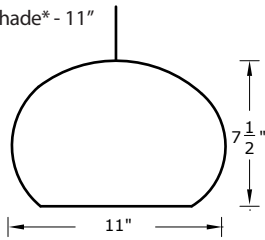
Claylight Asymmetrical Shade* - 13"



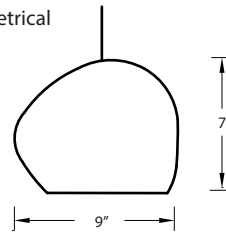
Large Iris Shade - 13"
Brass or Stainless Steel



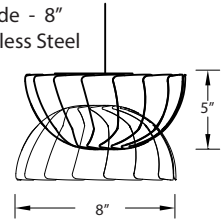
Claylight Shade* - 11"



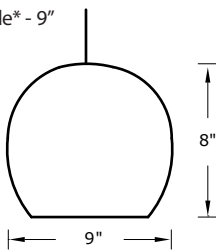
Claylight Asymmetrical Shade* - 9"



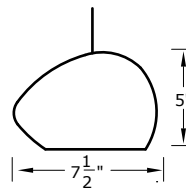
Small Iris Shade - 8"
Brass or Stainless Steel



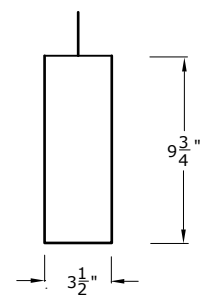
Claylight Shade* - 9"



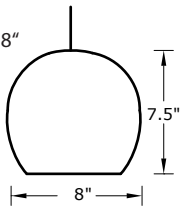
Claylight Double Cut Shade* - 7.5"



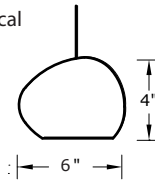
Porcelain Seedmap Shade



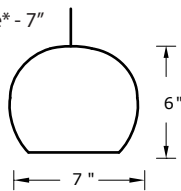
Claylight Shade - 8"
Porcelain



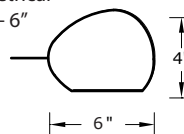
Claylight Asymmetrical Shade* - 6"



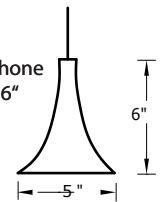
Claylight Shade* - 7"



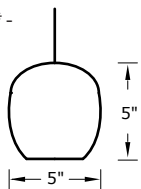
Claylight Asymmetrical Porcupine Shade - 6"



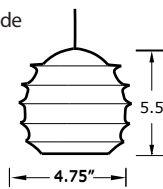
Claylight Gramophone Shade Porcelain - 6"



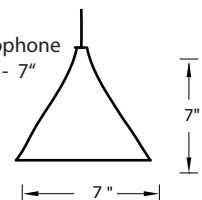
Claylight Shade* - 5" x 5"



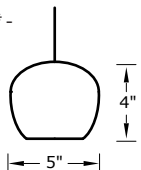
Claylight Spikes Shade Porcelain - 5"



Claylight Gramophone Shade Porcelain - 7"



Claylight Shade* - 5" x 4"



Claylight Porcelain Shade - 4.5" x 4.5"

